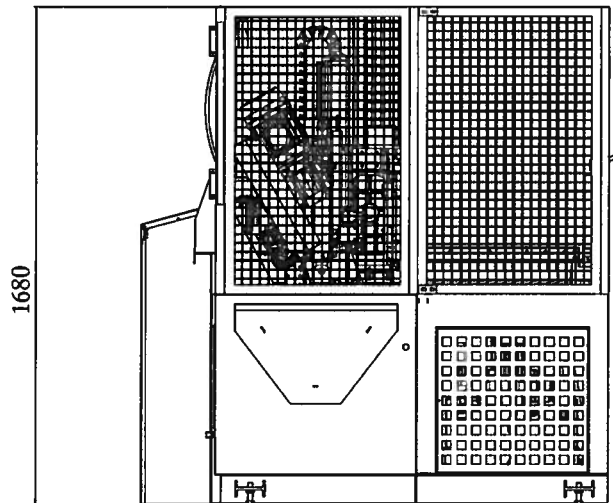
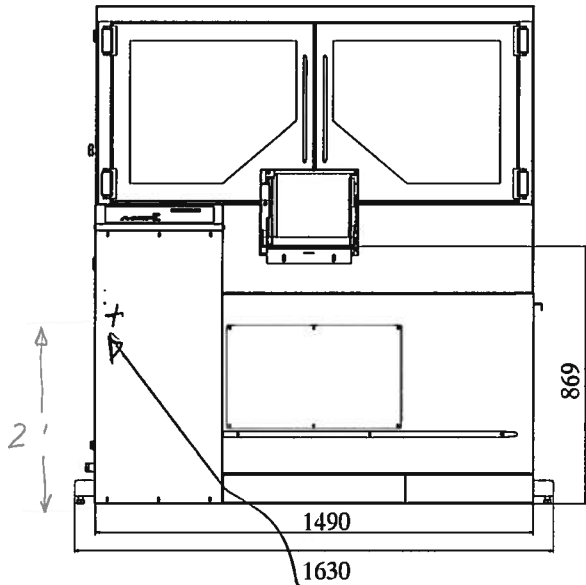
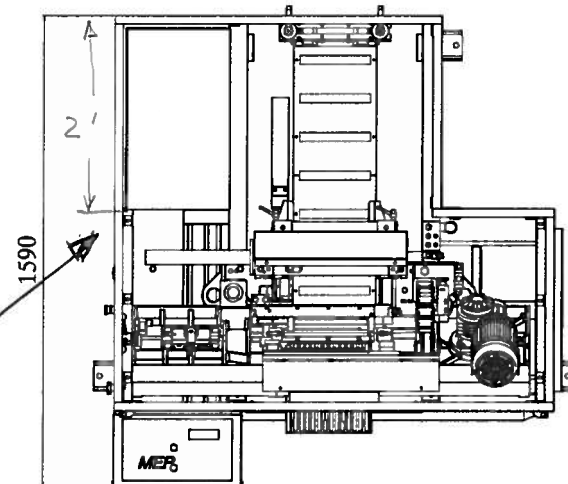


Dimensions

MACHINE INSTALLED		
Work table height	mm	870
Weight	Kg	950



POWER
HOOK UP



Base

This unit features a large coolant collection surface which conveys the coolant to the rear tank via the tank cover, and a swarf collection drawer.

The electric pump seated inside the tray sucks the clean liquid from the progressive filter system and makes it circulate again to ensure an efficient flowing of the processing residues and the lube-refrigeration of the cutting tool.

The coolant gun is on the right of the cutting plane. On the front right of the base there is a chip tray that can be replaced with an optional chip extractor.

The hydraulic control unit and the electric board are located in the right rear side.

